


TECHNICAL DATA SHEET



DIAMETER	• 2.8
SHANK	• Ring
FINISHES	• Hot dipped galvanised, Stainless Steel
COLLATION	• GN coil nails
TOOLS	• LCP45, LCP45.1, IM45 GN

MATERIAL PROPERTIES / DIMENSIONS

- **Tensile strength wire:**
minimum 700 N/mm²
- **Diameter, Shank Ds⁽¹⁾:**
2.8 mm
- **Diameter, Profile minimum Dp:**
2.9 mm
- **Diameter, Head Dh⁽²⁾ / Head area A_h:**
7.1 mm / 39 mm²
- **Nail length total Lt⁽¹⁾:**
25 (HDG, A2) / 32 (A2) mm

INTENDED USE - CORROSION PROTECTION

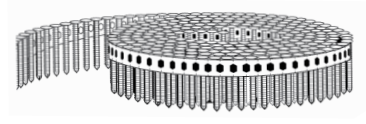
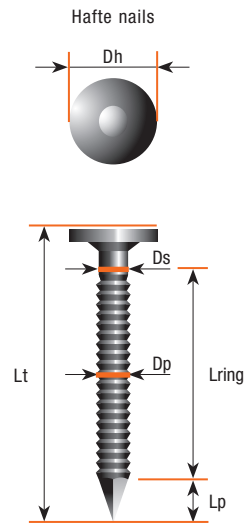
- Steel-to-Timber

Finishes	Eurocode 5 Service Class	Label colour on packaging
Hot Dipped Galvanized Minimum 55 µm of zinc AISI 1008 Si - ASTM A510	Service Class 1 Indoor use	Red ●
Stainless Steel A2 - AISI 304	Service Class 2 Outdoor protected use	Yellow ●
	Service Class 3 Outdoor use	

NAIL DIMENSIONS*

Ds (in mm)	Length Lt (in mm)	Lscrew min. (in mm)	Lp max. (in mm)
2.8	25	15	3.1
2.8	32	21.9	3.1

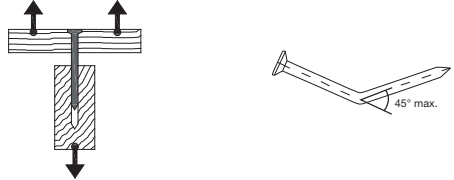
* In order to select the correct nail length for a given connection please always consult standards and good practice on your local market. Please check availability of the different dimensions in your local product catalogue.



CHARACTERISTIC PARAMETERS

Calculated or tested according to EUROCODE 5

Withdrawal	Yield moment
f_{ak} [N/mm ²]	$M_{y,k}$ [Nmm]
HDG: 8.3 A2: 12.1	HDG: 1 950 A2: 2 950



- Values are based on a characteristic wood density of 350 kg/m³.
- Characteristic parameters must always be reduced to design values by using partial factors.

¹ Tolerance according to EN10218-2 for wire diameter and according to EN 14592 for the nail length.
² Tolerance ± 0.3 mm

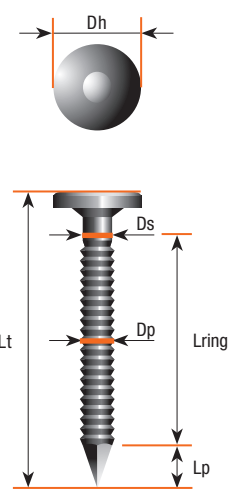
TECHNICAL DATA SHEET



DIAMETER	• 2.5
SHANK	• Ring
FINISHES	• Stainless steel
COLLATION	• GN coil nails
TOOLS	• IM45 GN





MATERIAL PROPERTIES / DIMENSIONS

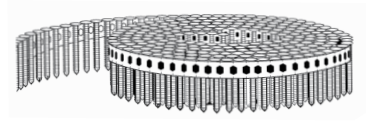
- **Tensile strength wire:**
minimum 700 N/mm²
- **Diameter, Shank Ds⁽¹⁾:**
2.5 mm
- **Diameter, Profile minimum Dp:**
2.7 mm
- **Diameter, Head Dh⁽²⁾:**
5,8 mm
- **Nail length total Lt⁽¹⁾:**
35 mm



INTENDED USE - CORROSION PROTECTION

- **Tile-to-timber**

Finishes	Eurocode 5 Service Class	Label colour on packaging
Stainless Steel A2 - AISI 304	Service Class 1 Indoor use 	Yellow 
	Service Class 2 Outdoor protected use 	
	Service Class 3 Outdoor use 	



NAIL DIMENSIONS*

Ds (in mm)	Length Lt (in mm)	Lring min. (in mm)	Lp max. (in mm)
2.5	35	21	4

* In order to select the correct nail length for a given connection please always consult standards and good practice on your local market. Please check availability of the different dimensions in your local product catalogue.

¹ Tolerance according to EN10218-2 for wire diameter
² Tolerance ± 0.3 mm

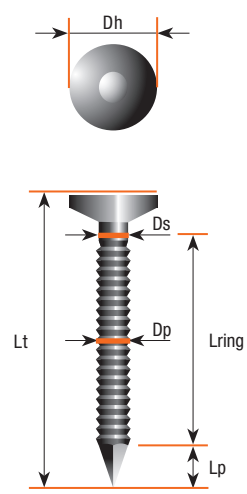
TECHNICAL DATA SHEET



DIAMETER	• 2.5
SHANK	• Ring
FINISHES	• Electrogalv.
COLLATION	• GN coil nails
TOOLS	• IM45 GN

MATERIAL PROPERTIES / DIMENSIONS

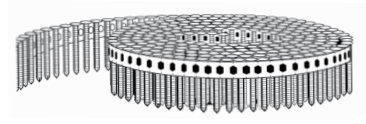
- **Tensile strength wire:**
minimum 700 N/mm²
- **Diameter, Shank Ds⁽¹⁾:**
2.5 mm
- **Diameter, Profile minimum Dp:**
2.7 mm
- **Diameter, Head Dh⁽²⁾:**
7 mm
- **Nail length total Lt⁽¹⁾:**
35 mm



INTENDED USE - CORROSION PROTECTION

- For gypsum boards

Finishes	Eurocode 5 Service Class	Label colour on packaging
Electro Galv. min. 5 µm zinc	Service Class 1 Indoor use	Blue



NAIL DIMENSIONS*

Ds (in mm)	Length Lt (in mm)	Lring min. (in mm)	Lp max. (in mm)
2.5	35	22	4

* In order to select the correct nail length for a given connection please always consult standards and good practice on your local market. Please check availability of the different dimensions in your local product catalogue.

¹ Tolerance according to EN10218-2 for wire diameter
² Tolerance ± 0.3 mm

TECHNICAL DATA SHEET

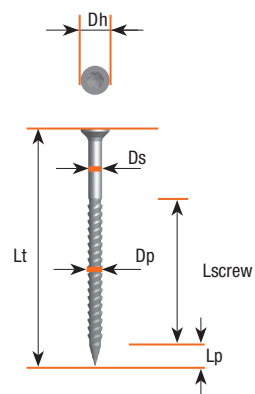


- DIAMETER** • 2.5 / 2.8
- SHANK** • NailScrew®
- FINISHES** • ElectroGalv. + hardened
- COLLATION** • GN coil nails
- TOOLS** • IM45 GN

MATERIAL PROPERTIES / DIMENSIONS

- **Tensile strength wire:**
minimum 700 N/mm²
- **Diameter, Shank Ds⁽¹⁾:**
2.5 mm
- **Diameter, Profile minimum Dp:**
2.8 mm
- **Diameter, Head Dh⁽²⁾:**
7.0 mm
- **Nail length total Lt⁽¹⁾:**
35 / 40 mm

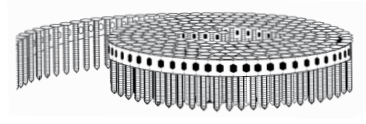
Full Head - TX 15



INTENDED USE - CORROSION PROTECTION

- **Timber-to-Timber**

Finishes	Eurocode 5 Service Class	Label colour on packaging
Electro Galv. min. 12 µm zinc 19MnB4 - EN 10269	Service Class 1 Indoor use	Purple



NAIL DIMENSIONS*

Ds (in mm)	Length Lt (in mm)	Lscrew min. (in mm)	Lp max. (in mm)
2.5	35	25	4
2.5	40	30	4

* In order to select the correct nail length for a given connection please always consult standards and good practice on your local market. Please check availability of the different dimensions in your local product catalogue.

¹ Tolerance according to EN10218-2 for wire diameter
² Tolerance ± 0.3 mm

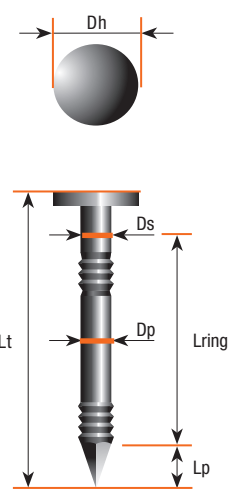
TECHNICAL DATA SHEET



DIAMETER	• 2.5
SHANK	• Unilock
FINISHES	• Electrogalv.
COLLATION	• GN coil nails
TOOLS	• IM45 GN

MATERIAL PROPERTIES / DIMENSIONS

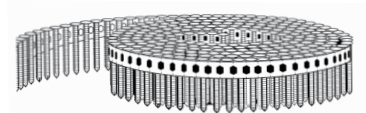
- **Tensile strength wire:**
minimum 700 N/mm²
- **Diameter, Shank Ds⁽¹⁾:**
2.5 mm
- **Diameter, Profile minimum Dp:**
2.7 mm
- **Diameter, Head Dh⁽²⁾:**
5,8 mm
- **Nail length total Lt⁽¹⁾:**
45 mm



INTENDED USE - CORROSION PROTECTION

- **Timber-to-Timber**

Finishes	Eurocode 5 Service Class	Label colour on packaging
Electro Galv. min. 12 µm zinc	Service Class 1 Indoor use 	Purple
	Service Class 2 Outdoor protected use 	



NAIL DIMENSIONS*

Ds (in mm)	Length Lt (in mm)	Lring min. (in mm)	Lp max. (in mm)
2.5	45	15	4

* In order to select the correct nail length for a given connection please always consult standards and good practice on your local market. Please check availability of the different dimensions in your local product catalogue.

¹ Tolerance according to EN10218-2 for wire diameter
² Tolerance ± 0.3 mm